

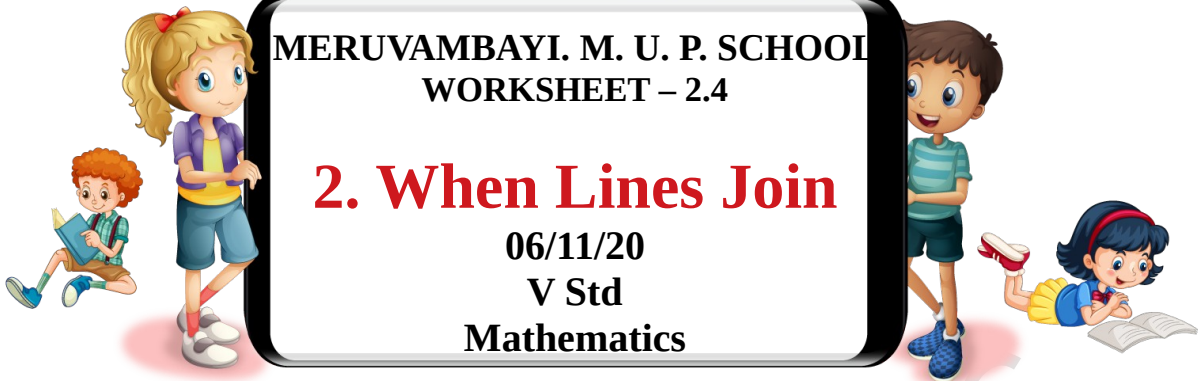
MERUVAMBAYI. M. U. P. SCHOOL
WORKSHEET – 2.4

2. When Lines Join

06/11/20

V Std

Mathematics

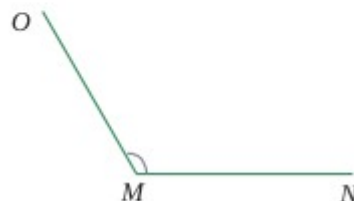
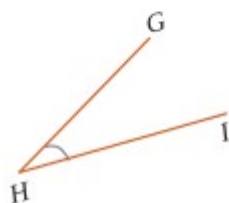
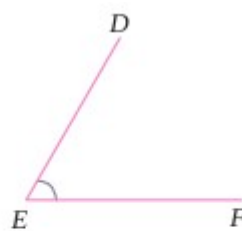
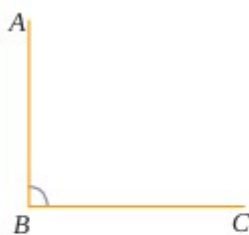




Touch me to see the
Online class

ACTIVITY 1

Some angles are shown below:



a. Which is the smallest among these?

.....

b. And the largest?

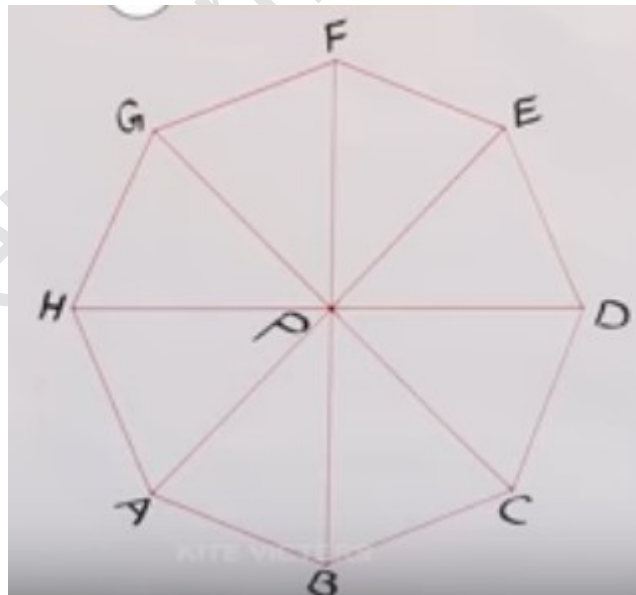
.....

c. Write the names of all these in order of their sizes.

.....

ACTIVITY 2

a.



Construct an octagon as shown above. Name the sides.

Write at least five angles.

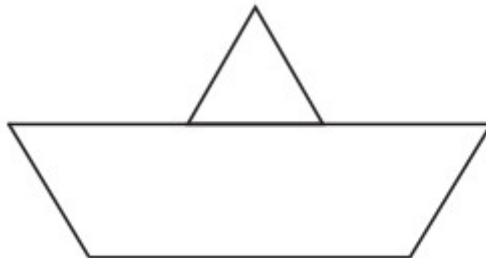
.....

b. How many angles are there in this picture?

.....

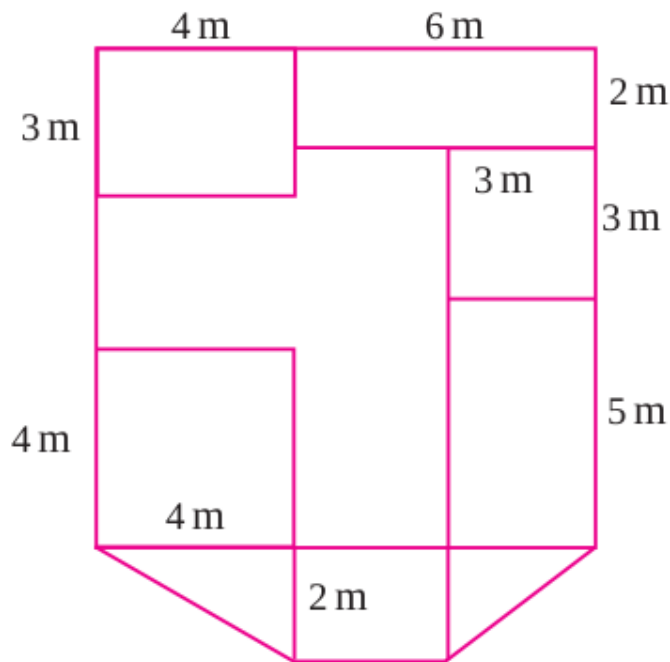
Name the sides and write all the angles in the given picture.

.....



ACTIVITY 3

The floor plan of a house is as shown below.



*2 metres in the actual floor is taken as
1 centimetre in this plan.*

*Can you draw it in your notebook, taking
1 centimetre for 1 metre?*

*Watch the online class and note down all the important
points given there*

Do all the activities and send to the teacher.

All The Best