

MERUVAMBAYI M.U.P SCHOOL  
EXCEL EXPO – 2020  
WORKSHEET - 4  
ENGLISH




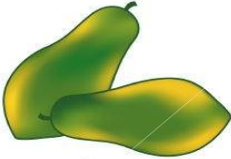





Class III

Date 10/06/2020

Activity – 1













**Fruit Names**

Write the names of the fruits.

 S.....	 M.....	 A.....
 P.....	 B.....	 W.....
 O.....	 G.....	 P.....

# Activity - 2

~ Match the picture on the left with the correct name on the right ~

- |     |   |       |                        |
|-----|---|-------|------------------------|
| 1.  |    | _____ | (a) some celery        |
| 2.  |    | _____ | (b) a cucumber         |
| 3.  |    | _____ | (c) some corn          |
| 4.  |    | _____ | (d) some peas          |
| 5.  |   | _____ | (e) some broccoli      |
| 6.  |  | _____ | (f) some onions        |
| 7.  |  | _____ | (g) a carrot           |
| 8.  |  | _____ | (h) some potatoes      |
| 9.  |  | _____ | (i) some cabbage       |
| 10. |  | _____ | (j) a tomato           |
| 11. |  | _____ | (k) some mushrooms     |
| 12. |  | _____ | (l) some chili peppers |

## Activity – 3

Draw the picture and colour it

# I see colors!



I see a **red** strawberry.



I see an **orange** ball.



I see a **yellow** chick.



I see a **green** leaf.



I see a **blue** fish.



I see a **purple** eggplant.