

KERALA READER

ENGLISH

STANDARD III

PART 1



GOVERNMENT OF KERALA
DEPARTMENT OF EDUCATION

State Council of Educational Research and Training
(SCERT, Kerala)
2016

PLEDGE

India is my country. All Indians are my brothers and sisters. I love my country, and I am proud of its rich and varied heritage. I shall always strive to be worthy of it. I shall give my parents, teachers and all elders respect, and treat everyone with courtesy.

To my country and my people, I pledge my devotion. In their well-being and prosperity alone lies my happiness.

THE NATIONAL ANTHEM

Jana-gana-mana-adhinayaka, jaya he
Bharata-bhagya-vidhata.
Punjab-Sindh-Gujarat-Maratha
Dravida-Utkala-Banga
Vindhya-Himachala-Yamuna-Ganga
Uchchala-Jaladhi-taranga.
Tava shubha name jage,
Tava shubha asisa mage,
Gahe tava jaya gatha,
Jana-gana-mangala-dayaka jaya he
Bharata-bhagya-vidhata.
Jaya he, jaya he, jaya he,
Jaya jaya jaya, jaya he!

Kerala Reader - English

Standard III Part 1

Prepared by:

State Council of Educational Research & Training (SCERT)

Poojappura, Thiruvananthapuram -12, Kerala.

E-mail: scertkerala@gmail.com

Typesetting by: SCERT Computer Lab.

First Edition : 2014, Reprint : 2016

Printed at: KBPS, Kakkanad, Kochi - 30

©

Government of Kerala

Department of Education

2015


Dear children

The English Textbook Part 1 for Standard III is a good collection of stories, poems, pictures and activities. There are stories of butterflies, animals, birds and a little boy with a magic ring. Your teacher will take you to their wonderful world of adventure. I hope you will like the stories, poems and pictures in this book. There are also interesting and challenging activities along with each unit of the textbook. Enjoy doing the activities on your own. You can approach your teacher whenever you need help.

I am sure you will love reading this book.

Wish you all the best.

Dr. P.A Fathima
Director
SCERT



Textbook Development Team

Members

Bindu S S Trainer, BRC Balaramapuram, Thiruvananthapuram
Dileep Kumar K Vijaya AUPS, Thuyyam, Malappuram
Jose D Sujeev GHSS Karakulam, Thiruvananthapuram
Mohammed Siddique Programme Officer, SSA, Thrissur
Mohammed Athaulla ALPS Uduur South Islamia, Kasaragode
Nisha P Lecturer, DIET, Malappuram
Nisha T N K Nellacherri LPS, Onchiyam, Vadakara
Reshmi Reghunath GHSS Karakulam, Thiruvananthapuram
Sajith E P GVHSS Payyoli, Kozhikode
Samsudheen A G GLPS Beericheri, Thrikkarippur, Kasaragode
Sithara M LPSA GLPS Kallara, Kottayam
Sreelatha S Tutor, District Centre for English, Neyyattinkara, Thiruvananthapuram
Sujith S Pantheerankavu HS, Kozhikode

Experts

Dr Jayaraj P K Director, State Institute of English, Thrissur
Dr Muraleedharan K C Associate Professor, Payyannur College, Kannur
Dr Sushil Kumar R Associate Professor of English, DB College, Sasthamcotta
Dr Sherrif K M Reader, Dept. of English, University of Calicut

Artists

Haridasan N K Art Teacher, GHSS Azhiyoor, Kozhikode
Ramesan P Art Teacher, Iringannur HSS, Kozhikode
Sudheer P Y

Academic Co-ordinator

Dinesh K T Research Officer, SCERT, Kerala

CONTENTS

Unit 1	Billu, the Dog	7
Unit 2	Three Butterflies	33
Unit 3	Mowgli	50
Unit 4	The Magic Ring	70



UNIT 1


BILLU, THE DOG



A farmer had a faithful dog called Billu.
He was very old and had lost almost all his teeth.

What do you see in the picture?
Do the animals in the picture help us in any way?
How do they help us?
Can Billu help the farmer? Why?

One day the farmer told his wife:



If you were the farmer, would you throw Billu out? Why?
What will Billu do now?

Billu heard what the farmer said. He was frightened. In the evening, he went to the woods. He met his best friend, the fox. He told the fox what was going to happen.



If Billu approached you, what advice would you give him?



The fox shared the idea with Billu.

What would be the fox's idea?



Next day, early in the morning, the farmer went to the field with his wife. They took their baby with them. They laid the baby in the shade of a tree. While they worked, the old dog stood near the baby watching it.

Other than guarding homes, how do dogs help their masters?
Have you heard of such stories? Share them with your friends.

Suddenly, the fox came out of the bush. It ran towards the baby. It jumped at the baby.



What will happen to the baby?



Billu attacked the fox and saved the baby.

Did you ever think that this was the fox's idea?

Billu is our dear dog!
I was stupid to think of
throwing him out.

Thank God! Billu
saved our child.



What changed the farmer's attitude towards Billu?




The farmer patted Billu affectionately.
The mother was very happy to get her baby back.

Did Billu wish that this would happen?
Was the fox's idea effective?



The whole family lived together happily.

Look at the pictures given below. Sequence them and narrate the rest of the story.



You may begin like this:

The farmer was happy. He built a kennel for Billu.

Now, read the poem about animals and find out what they can do.

LITTLE PUP, LITTLE PUP



Little pup, little pup,
What do you say?
'Woof, woof, woof!
Let's go and play.'



Kitty cat, kitty cat,
How about you?
'Meow, meow, meow!
And I purr, too.'

Pretty bird, pretty bird,
Have you a song?
'Tweet, tweet, tweet!
The whole day long.'



Who is the speaker of the poem?
Who answers the questions of the speaker?



Jersey cow, jersey cow,
What do you do?
'Moo, moo, moo!
And give milk too.'

Little lamb, little lamb,
What do you say?
'Baa, baa, baa!
Let's all play.'



What do the animals and bird say? Complete the table given below.
One is done for you.

Animal/Bird	Sound it makes	What it can do
little pup	woof, woof, woof	play

ACTIVITY 1

The fox's idea saved Billu. Billu was very happy. He ran to the forest and met the fox.

Continue the conversation.

Billu : Oh! My dear friend

Fox :

Billu :

Fox :

ACTIVITY 2



Billu served his master from the time he was a pup. The young one of a dog is called a pup or puppy. Complete the table given below suitably.

Animals	Young ones
dog	puppy
cat	
cow	
lion	
	piglet
elephant	
	duckling
horse	
	lamb
hen	
tiger	

ACTIVITY 3

The farmer and his family lived in a small house. The farmer made a kennel for Billu.

Where do the following animals and birds live? Match the animals with their homes by drawing connecting lines.



coop



shed



kennel



stable




sty

ACTIVITY 4

Read the following sentence from the story.

The farmer went to the field *with his wife*.

Now, look at the pictures and complete the sentences.



Billu is going home *with the farmer*.



Anu is going to school.....



Rafeek ishis friend.

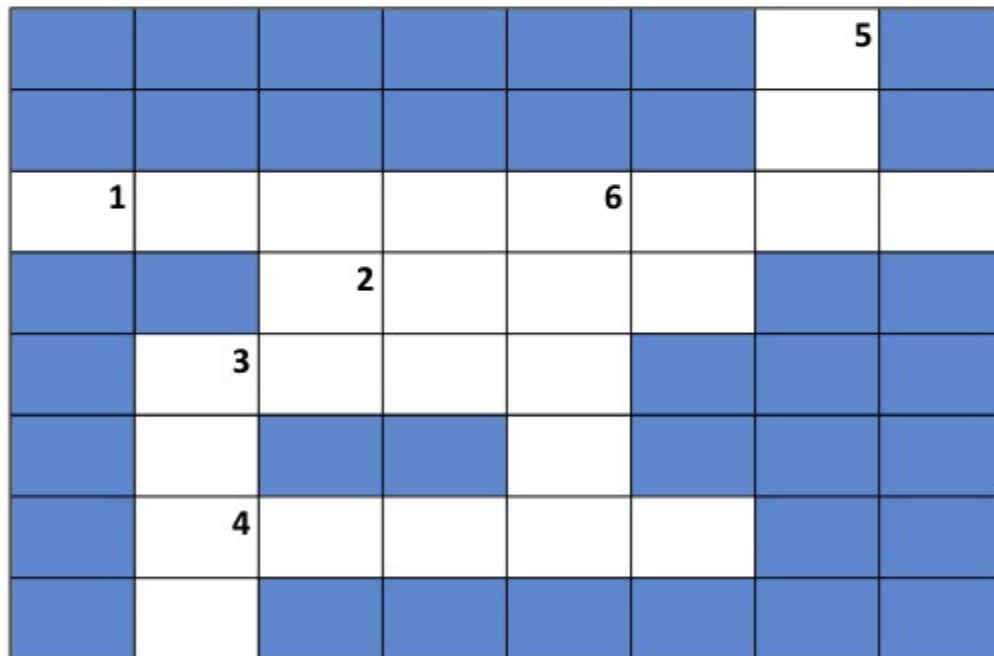


Jessy is sleeping

ACTIVITY 5



There are names of some animals and birds in Billu's trolley. Pick and place them in the boxes to complete the crossword.



The following clues will help you.

Across

1. The largest animal on land.
2. The king of the forest.
3. An animal that eats grass and runs fast
4. The ship of the desert.

Down

3. Quacks.
5. Gives us egg.
6. Kings travel on its back.

ACTIVITY 6

Read the following sentences:

The thieves are not scared of him.

The thieves aren't scared of him.

What difference do you observe in these two sentences?

Which sentence of the two is used in the story?

Now, use the contracted forms of the words in the boxes and the expanded forms in the ovals.

Do not worry; I have an idea.

worry; I have an idea.

I won't throw him out.

I throw him out.

Let us go home.

go home.

Oh! Billu's attacking the fox.

Oh! attacking the fox.

What will I do now?

I do now?

I've an idea.

an idea.

PROJECT WORK

Find out your friends' pets. List them as given in the table below. A sample is done for you.

Name of student	Pets	What it does	Where it lives
Suresh	dog	guards home	kennel

Now, write in your notebook about your friends' pets. Draw their pictures or paste photos along with the descriptions.

One is done for you.

Suresh has a dog. It is called Pepper.
It guards his house. It is kept in a kennel.



MY WORDS

Trace the words you came across in the story from the puzzle given.

C	D	O	M	K	D	I	N	N	E	R	Q	R	P
P	A	T	T	E	D	M	W	H	I	S	P	E	R
L	O	P	K	S	S	V	O	L	D	K	R	P	S
A	F	F	E	C	T	I	O	N	A	T	E	L	Y
S	A	I	O	C	U	P	D	P	R	E	J	J	W
U	R	E	N	X	P	U	S	O	S	E	B	H	L
J	M	L	W	X	I	P	K	A	T	T	A	C	K
A	E	D	R	Y	D	P	M	N	V	H	C	D	N
L	R	F	W	O	L	Y	W	I	F	E	B	G	O
F	A	I	T	H	F	U	L	L	W	A	V	E	S

Now, arrange the words in alphabetical order. You may add in the list, new words you have come across. Refer to a dictionary and write the meaning of the words.



I CAN

1. I know that Billu saved the _____.

○			
---	--	--	--

2. I know where the farmer worked.

	○			
--	---	--	--	--

3. I know that Billu guarded the little child when it was _____.

	○						
--	---	--	--	--	--	--	--

4. I know where Billu lives.

					○
--	--	--	--	--	---

5. I know that finally the farmer understood his decision to throw Billu out was _____.

		○			
--	--	---	--	--	--

Now, write the letters found in the circles together. You will get the name of the farmer's pet. Write it down here.

○	○	○	○	○
---	---	---	---	---



MY LEARNERS

My learner	
can retell the story using his/her own words.	
can construct meaningful sentences using the preposition 'with' in different contexts.	
can identify and use contracted forms of do not, will not, let us etc.	
can use words like 'sleep', 'pat', 'serve', 'frighten', 'shade', 'scare' etc. in meaningful contexts.	
can identify animals and their homes.	
can identify the names of animals and their young ones.	
can sequence pictures and narrate a story based on them.	
can do activities when instructions are given clearly.	
can participate actively in group activities, theatre games etc.	
shows eagerness to learn English.	